



Oftalmo
University

CATARACT ACADEMY PROGRAM

Hybrid Blended
Education



Oftalmo
University



HYBRID BLENDED EDUCATION



Oftalmo
University

Phase

1

ONLINE

Phase

2

HANDS-ON

Phase

3

SURGERY

*Phase 3 is a tailored phase. Oftalmo University provides and facilitates the contact between the Student and Surgery Centers around the world to perform surgeries in real patients. More details in the correspondent section.

CATARACT ACADEMY PROGRAM

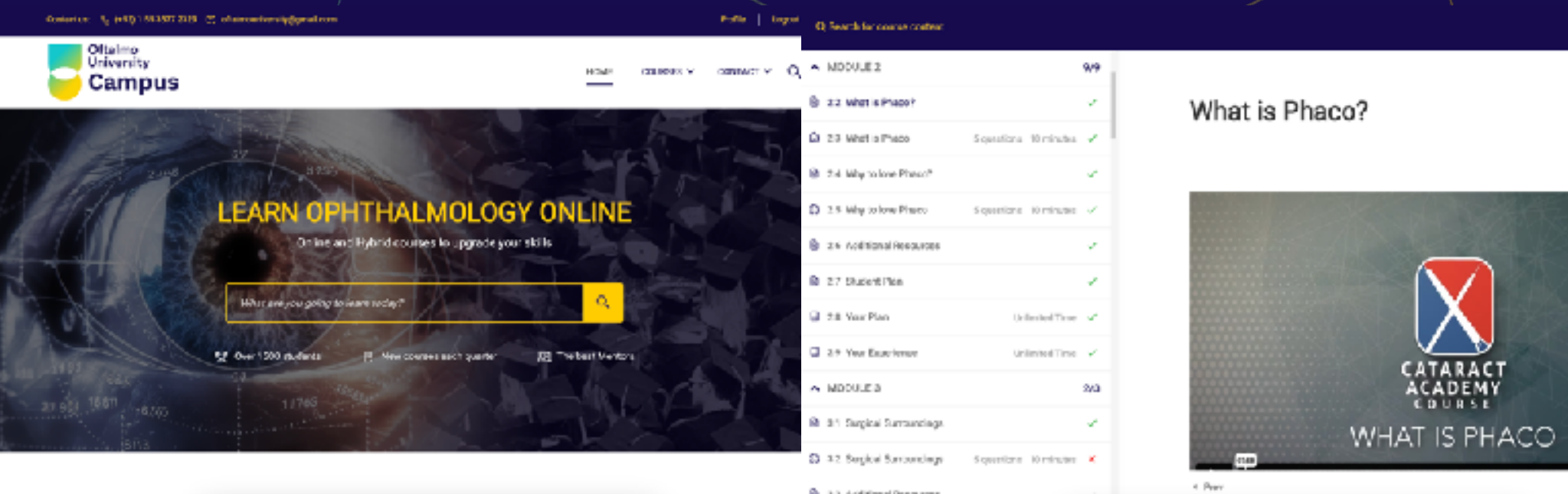
Phase 1

ONLINE

Phase Overview

This comprehensive training spans across several modules, covering all aspects of Cataract Surgery, from patient evaluation, pre-operative preparations, surgical techniques, to post-operative care and managing complications.

With a blend of theoretical knowledge, practical insights, and preparation for hands-on simulations, we ensure a holistic learning experience.



The screenshot displays the Ophthalmology Online course interface. On the left, a banner for 'LEARN OPHTHALMOLOGY ONLINE' features a close-up of an eye and a search bar with the text 'What are you going to learn today?'. Below the banner, it lists 'Over 1000 students', 'New courses each quarter', and 'The Best Mentors'. The main content area shows a course list for 'MODULE 2' (99 items) and 'MODULE 3' (90 items). The 'What is Phaco?' course is highlighted, showing a video player with the Ophthalmology Academy logo and the text 'WHAT IS PHACO'.

Module	Item	Duration	Status
MODULE 2	22 What is Phaco?		✓
	23 What is Phaco?	Questions 10 minutes	✓
	24 Why is low Phaco?		✓
	25 Why is low Phaco?	Questions 10 minutes	✓
	26 Additional Resources		✓
MODULE 3	31 Surgical Surroundings		✓
	32 Surgical Surroundings	Questions 10 minutes	✗
	33 Additional Resources		✓

Syllabus



MODULE 1: Phaco Principals and why every surgeon should love phaco

- Section 1: What is Phaco?
- Section 2: Prepare to change lives
- Section 3: Phaco fundamentals
- Section 4: The course (On-Line/ Simulation/Surgery Course)

MODULE 3: Your Journey to Surgical Readiness

- Section 1: Andragogy: Adult Learning
- Section 2: Cognitive, Integrative, and Autonomous Stage 1.
- Section 3: 80% of Phaco it's outside the OR

MODULE 5: Prior to surgery

- Patient Status (Diseases, Conditions)
- Risk Evaluation
- IOL Calculation
- IOL Selection
- Costs (Ideal vs. reality)
- "How to sell" (Premium & toric lenses)

MODULE 2: The Surroundings – What do I need to do Phaco in my practice?

- Section 1: Operating Room
- Section 2: Phaco as "your everything."

MODULE 4: Mental training for surgeons

- Concentration capacity (Mindfulness) & Neurolinguistics Programing
- Critical thinking and Problem Solving
- Complication Mindset
- Communication in the operating room

MODULE 6: Team & OR

- Assistants
- Workflows and Leadership
- Nurses
- Technicians
- Anesthesiologist



Syllabus

MODULE 7: Phacodynamics

- Phaco Fundamentals
- “Equilibrium”. What goes out must equal what goes in!
- Pumps.
- Why own a Ferrari if you cannot drive a 5-speed car
- The pedal.
- Flowability/holdability. Know this & you are the master of your domain
- Ultrasound. It's more a jackhammer than a shovel.
- Where are we going?

MODULE 9: Phaco Steps

- INCISION: Types. Techniques. Induced Astigmatism importance.
- PARACENTESIS: Types. Techniques. Position.
- VISCOELASTIC INTRODUCTION: Types. Techniques.
- CAPSULORHEXIS: Rhexis Fundamentals. Rhexis Deconstructed. Rhexis in 3 dimensions. Reassemble the Rhexis.
- HYDRODISSECTION NUCLEO FRACTIS: Different techniques. Importance of knowing different techniques.
- IRRIGATION ASPIRATION: Anatomy. Cortex behavior. Movements (hands and IA tip). Parameters
- IOL INSERTION: Wound interaction in which we need to be aware that the cartridge does not separate from the wound. The correct movement of the IOL in the AC and to direct it to the capsular bag.
- VISCOELASTIC ASPIRATION: Remove the viscoelastic completely from the AC. Remove viscoelastic from behind the IOL. Parameters
- INCISION MANAGEMENT: Sutureless incision management. How to make a good suture for our incision.
- INTRAOPERATIVE MEDICATION IN PHACO: Inflammation control medication. Antibiotics

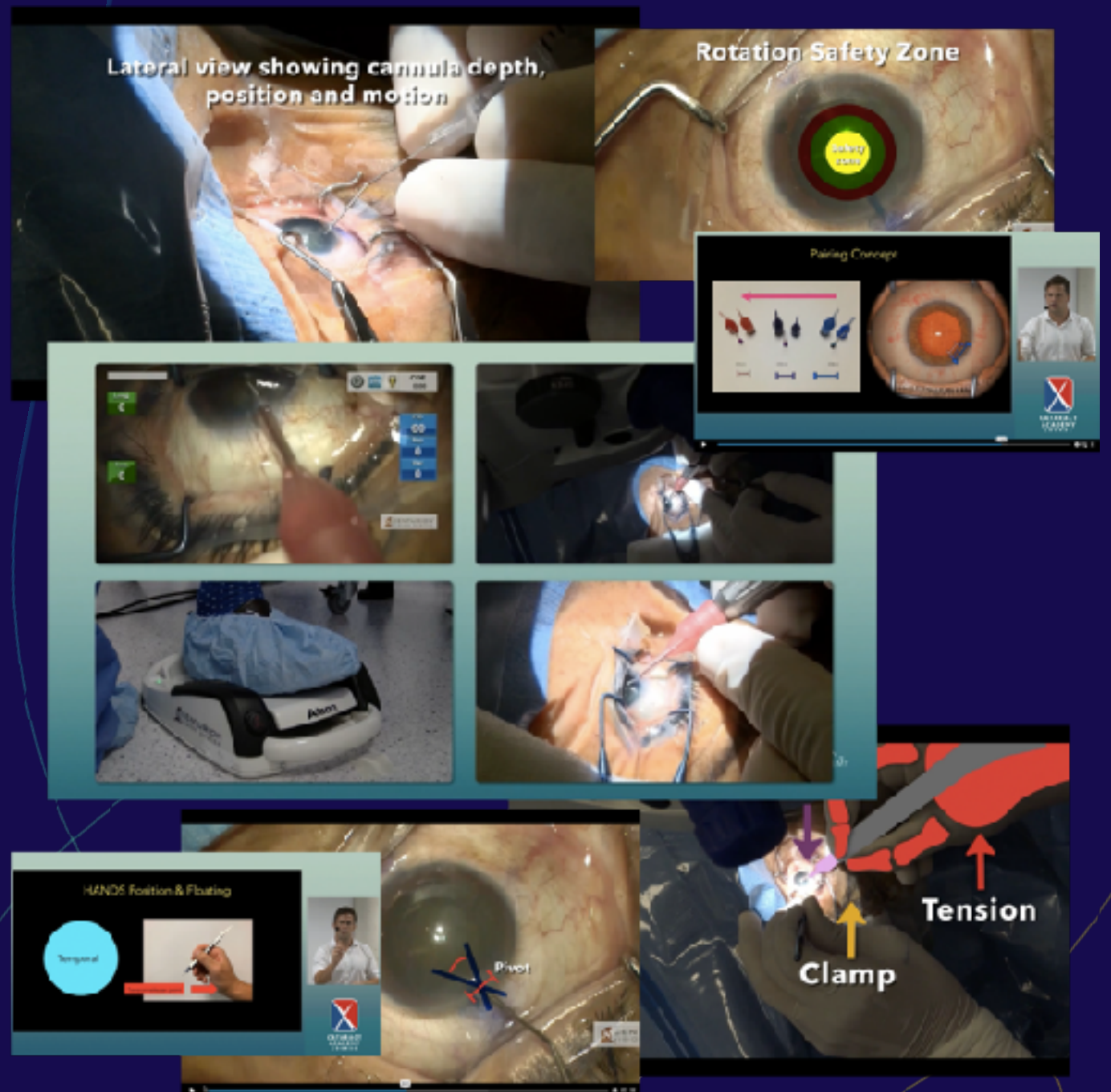
MODULE 8: Anesthesia – Visualization – Ergonomics

- Section 1: Anesthesia
- Section 2: Visualization
- Section 3: Position of the patient and surgeon ergonomics

CATARACT ACADEMY PROGRAM

Phase 1

ONLINE



Duration: On demand
(typically 4 to 6 weeks)

HANDS-ON

Phase Overview

Three Oftalmo University Campus to choose from:
OU Campus Europe @ IMO Barcelona (Spain),
OU Campus México @ Ciudad de México
(Mexico), and **OU Campus Argentina @ Córdoba**
(Argentina).

The best simulators with the latests software
upgrades: **Haag-Streit EyeSi ® Simulators**.

Our Training Center are equipped with the best
quality of artificial eyes (Bioniko Models) and latest
technology in: Microscopes, Phaco Machines,
consumables & IOLs.

 **OU Campus
México**


 **OU Campus
Europe**

 **OU Campus
Argentina**

CATARACT ACADEMY PROGRAM

Phase 2

OU Campus Europe



Proudly presenting our brand new Campus.



We are thrilled to announce the opening of Oftalmo University's new campus at the prestigious **IMO Grupo Miranza Barcelona**.



This expansion represents a significant milestone in our mission to deliver top-tier ophthalmic education and surgical training globally.



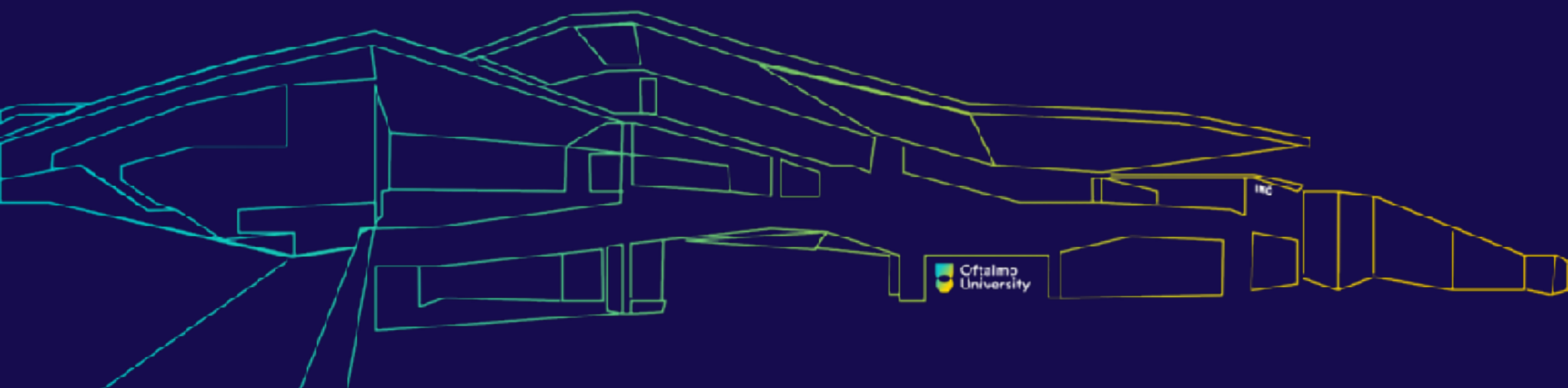
Partnering with **IMO Barcelona**, renowned for its excellence in eye care and innovation, allows us to offer our students and professionals unparalleled access to advanced technologies and expert knowledge in ophthalmology.

This new campus not only broadens our geographical reach but also underscores our commitment to continuous improvement and excellence in ophthalmic education.

We look forward to welcoming many of you to Barcelona as we continue to advance the future of ophthalmology together.



Instituto de
microcirugía
ocular



CATARACT ACADEMY PROGRAM

Phase 2

HANDS-ON

Technology 🚀

State-of-the-art technology: From operating room settings with the world's best artificial eyes to cutting-edge VR simulators, we offer a hands-on, immersive experience that is unparalleled.



EyeSi
VR Simulators



Bioniko
artificial eyes



CATARACT ACADEMY PROGRAM

Phase 2

HANDS-ON

Mentorship 



World-class Mentors:

Our mentors are not only expert surgeons but are also trained to be the best educators.

You will receive personalized guidance and feedback every step of the way.

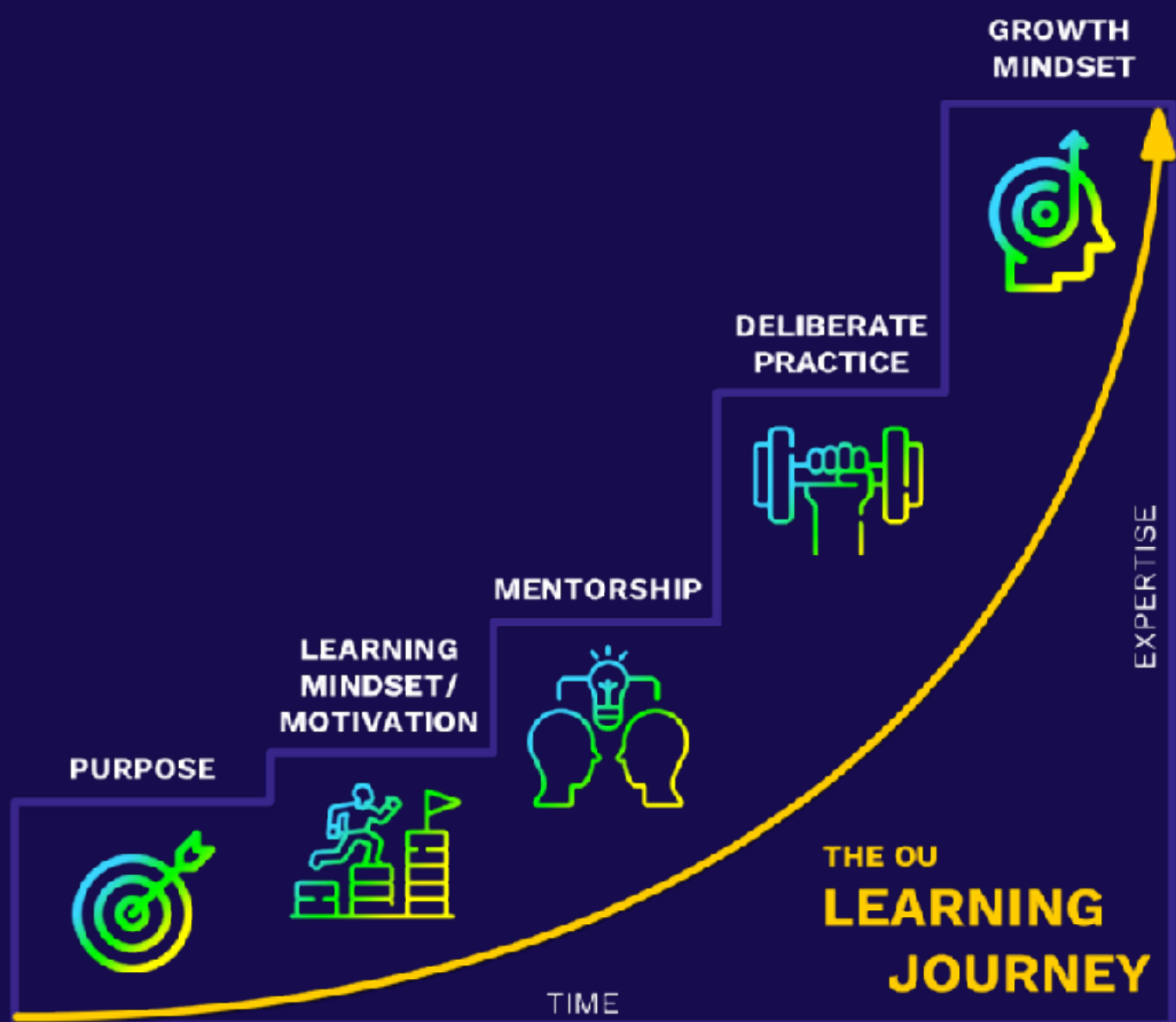


HANDS-ON

Methodology 

Proven Methodology:

Our training methods have been meticulously designed and refined over the past decade in collaboration with some of the world's top surgeons. This ensures that you get the most effective learning experience.



Phase 2

HANDS-ON

Methodology 



cataract
WORMHOLE

With our proprietary
Cataract Wormhole™
methodology get from
where you are
to where you want to be
in **LESS TIME**



cataract WORMHOLE

Learn more about our **Cataract Wormhole™** methodology in this CRST article:



Source:

<https://crstoday.com/articles/oct-2024/advancing-surgical-training>

CATARACT ACADEMY PROGRAM

Phase 2

HANDS-ON

Technology
+
Mentorship
+
Methodology



Duration: - **1 Week** (5 days - Monday to Friday - Full day)

Or

- **2 Weeks** (10 days - Monday to Friday - Full day)

Phase 3

SURGERY

Phase Overview

In Phase 3, you have the flexibility to choose the location that works best for you.

You can continue your residency, return to your hospital with your mentor, or opt for a new location where you can perform surgeries. If you don't have a suitable place, don't worry—we will not only assist you but also recommend one of the trusted locations within our global network of partnerships.

Additionally, we'll guide you in designing the optimal experience to prepare for this phase, ensuring you maximize your learning and growth during this critical stage.

CATARACT ACADEMY PROGRAM

Phase 3

SURGERY

Locations 



Mexico
Colombia
Argentina
Egypt
India
Bangladesh

Duration: Depends on the number of surgeries
(typically 10 to 20 cases in 2 or 3 weeks)

CATARACT ACADEMY PROGRAM

TESTIMONIALS



Atanas Bogoev, MD



[Watch it
HERE](#)



Thandi Myeni, MD



[Watch it
HERE](#)



Florian Wabnig,
MD



[Watch it
HERE](#)

More than 250 colleagues and counting...





join our **family**



Scan the QR code
to [book a Call](#) with our Mentors

Or write us an email at:

info@oftalmouniversity.com



become the **surgeon**
you want to be

